

*Handwritten:* 10168 M<sup>2</sup>

TOTAL EXTENT	<del>10440.50</del> M <sup>2</sup>
OSR LAND AREA	1022.4 M <sup>2</sup>
ROAD AREA	130.0 M <sup>2</sup>

ROAD PORTION  
TO BE HANDED  
OVER TO M.C.  
FOR ROAD  
WIDENING.

TRACED BY *[Signature]* CHECKED BY *[Signature]* JF DP

VIDE LETTER NR B1/19816/92  
DATED - 12-1992

*[Signature]*  
15/4

FOR MEMBER SECRETARY,  
MADRAS METROPOLITAN  
DEVELOPMENT AUTHORITY.

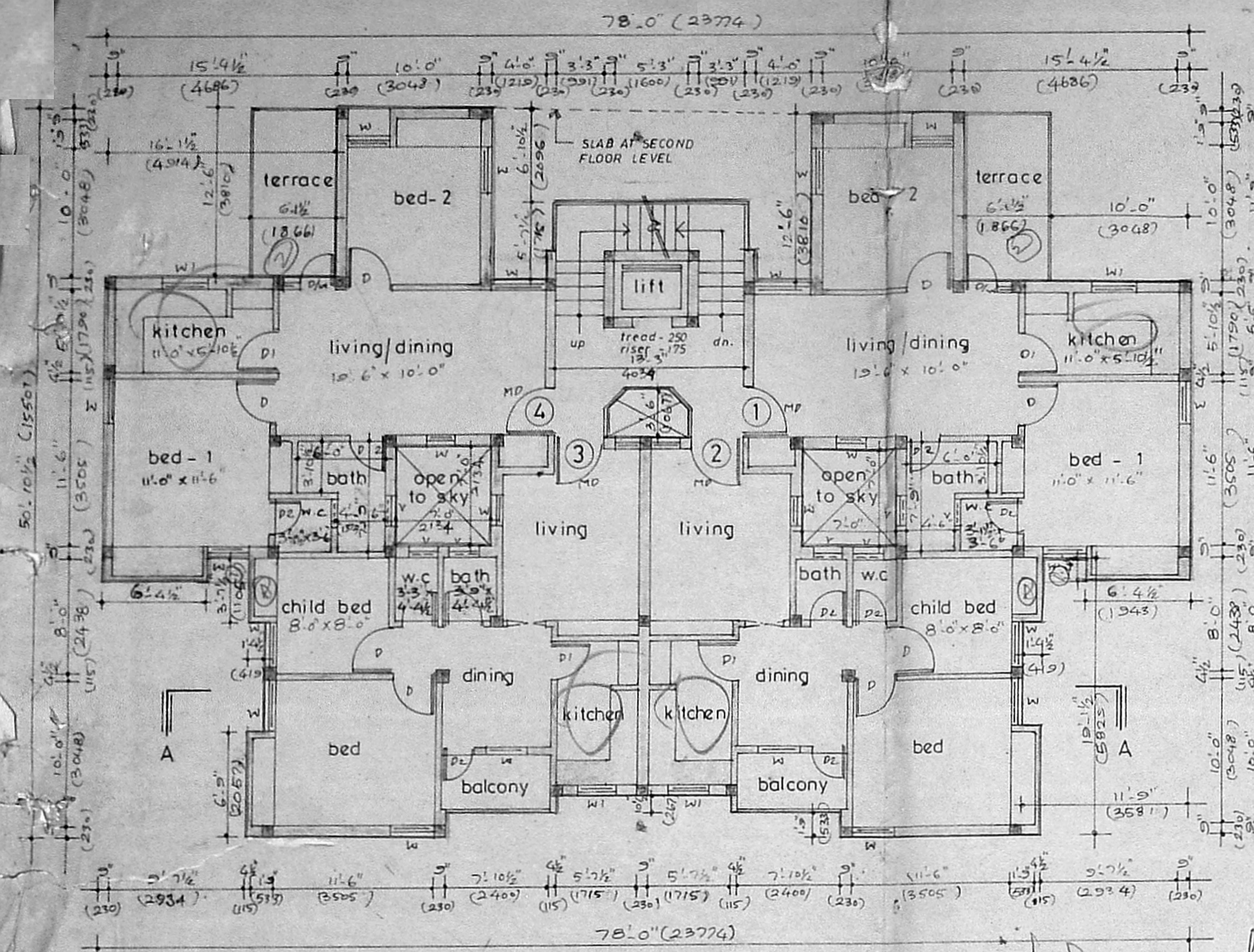
*[Signature]*

N

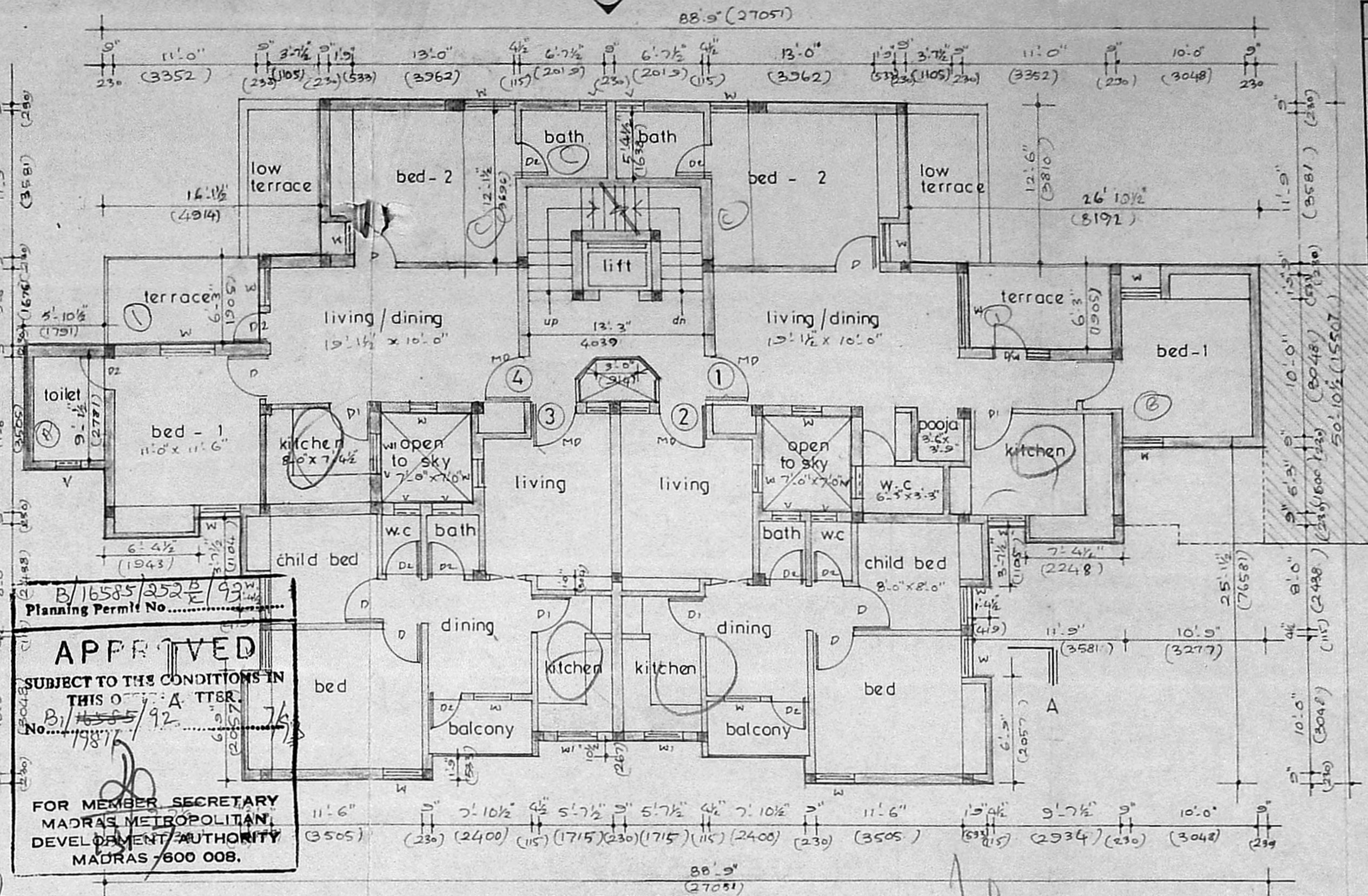
CORPORATION OF MADRAS

PLAN SHOWING THE PROPOSED OPEN SPACE RESERVATION LAND TO BE HANDED OVER TO CORPORATION OF MADRAS IN S.N<sup>o</sup> 139 & 142 OF VIRUGAMBĀKKAM VILLAGE, GUINDY-MAMBALAM TALUK.

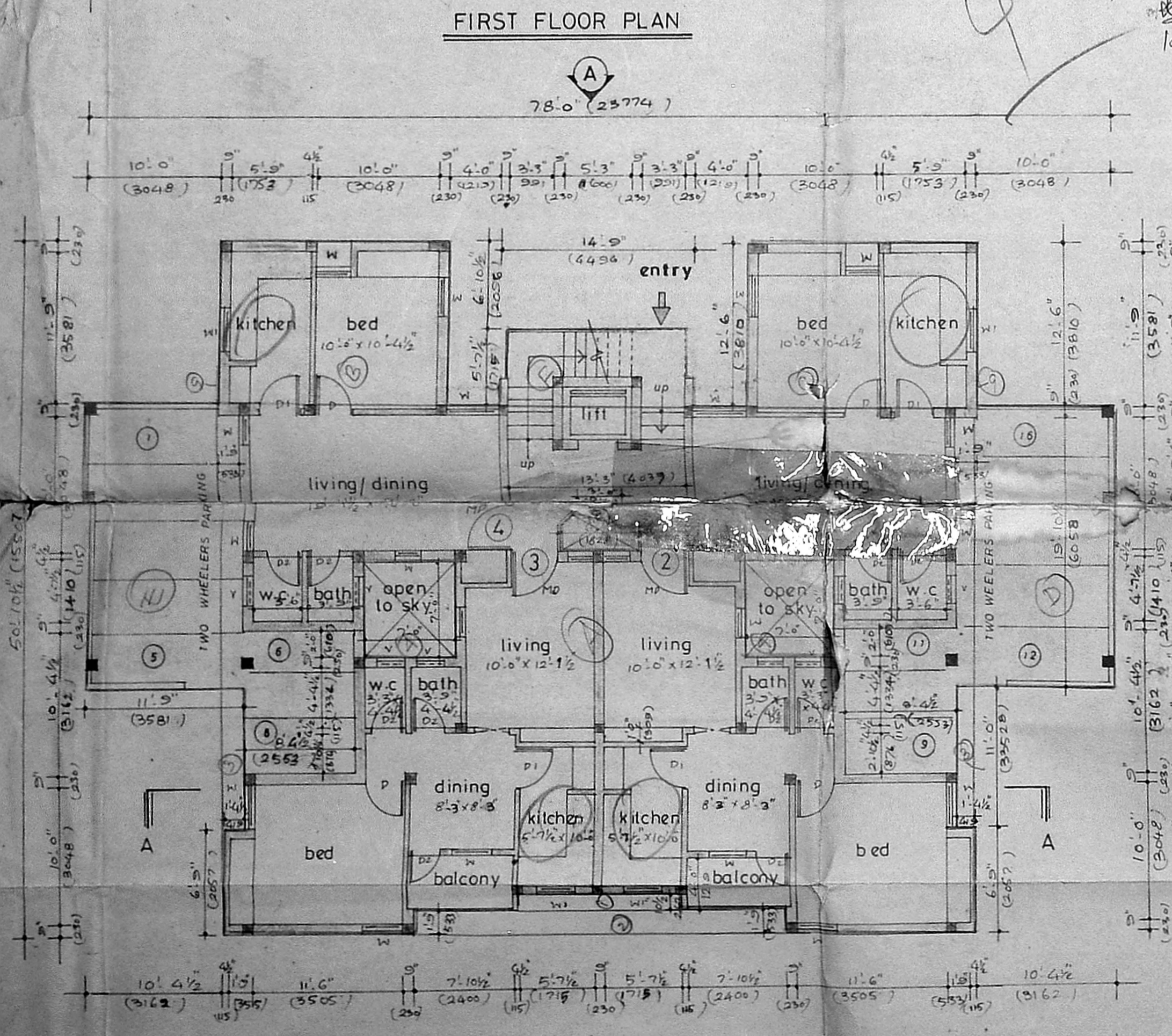
SCALE 1:400



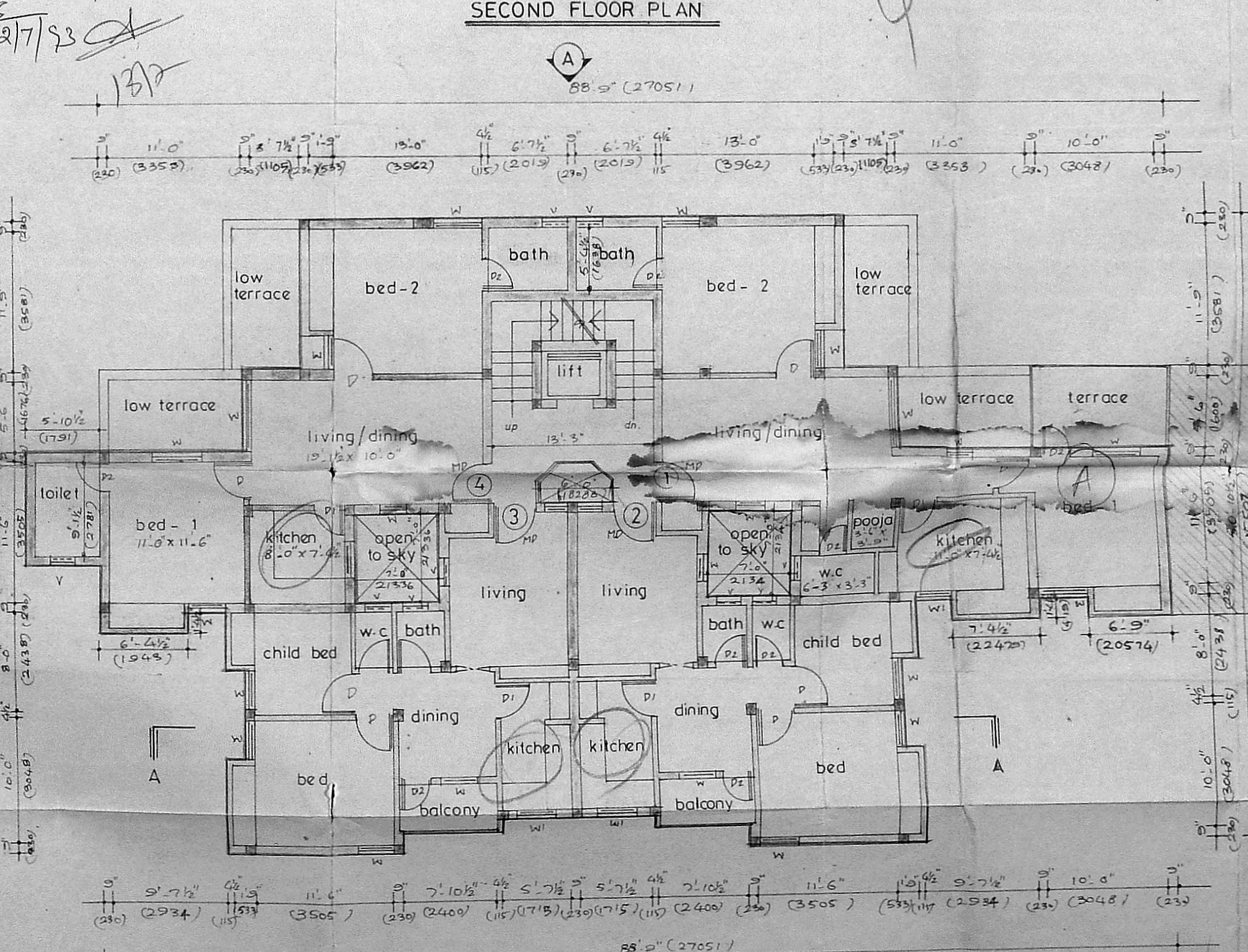
FIRST FLOOR PLAN



SECOND FLOOR PLAN



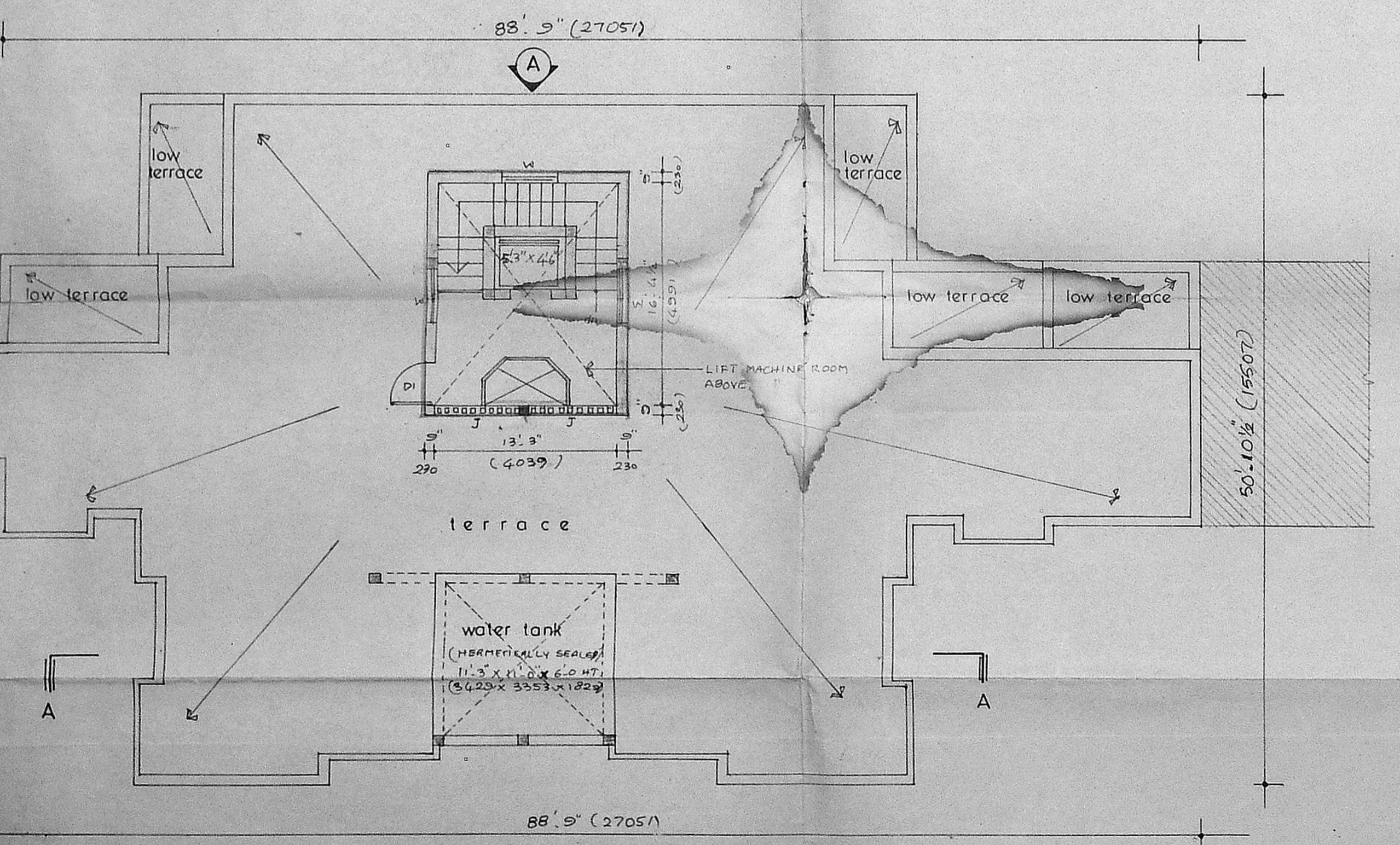
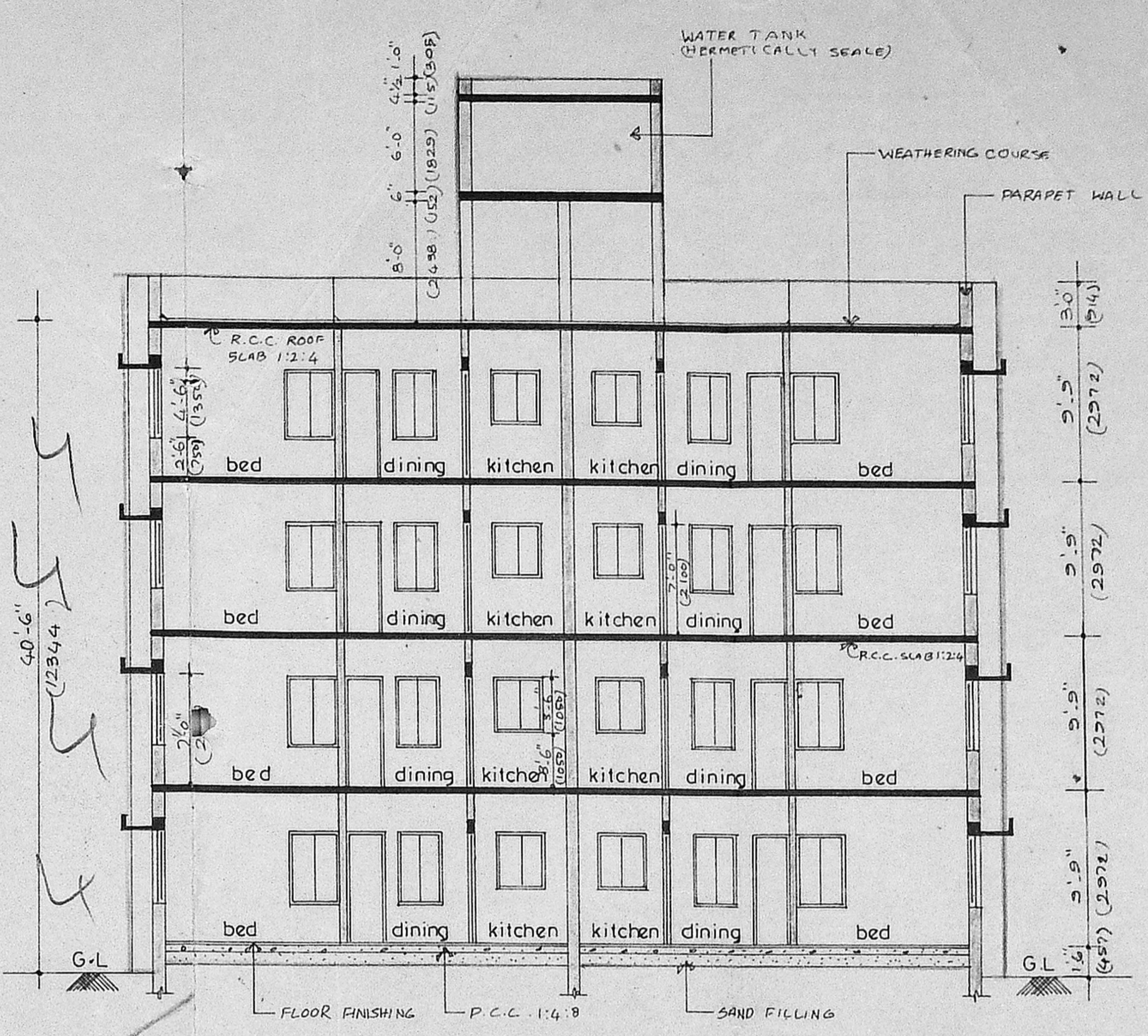
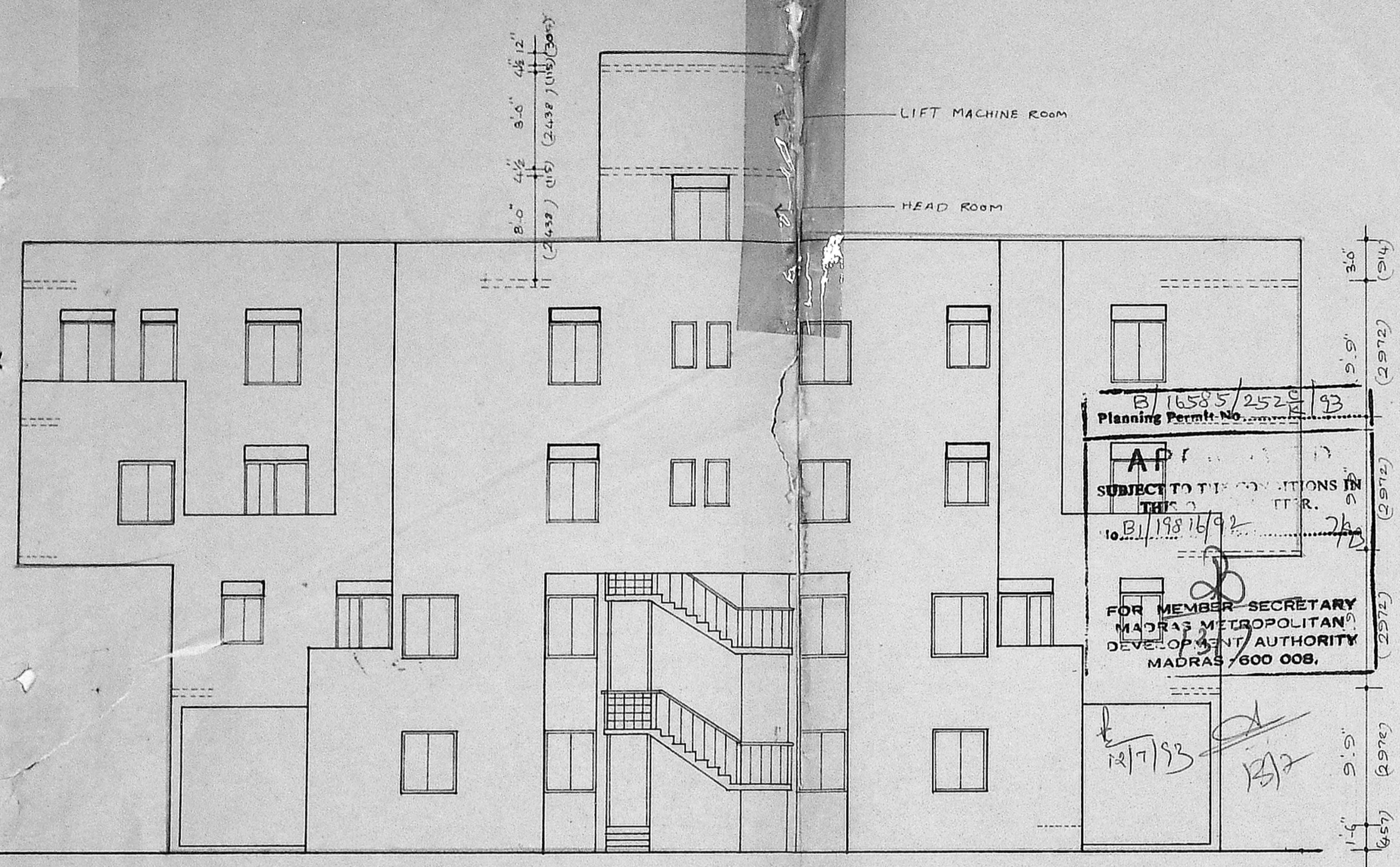
GROUND FLOOR PLAN



THIRD FLOOR PLAN

B/16585/252/E/93  
 Planning Permit No. 19877  
**APPROVED**  
 SUBJECT TO THE CONDITIONS IN THIS ORDER.  
 No. 16585/92  
 FOR MEMBER SECRETARY  
 MADRAS METROPOLITAN  
 DEVELOPMENT AUTHORITY  
 MADRAS - 600 008.

REFERENCE	proposed construction																																
boundary line	3/10																																
road	MMDA TB/PP NO. C.N. 81/1981k/12																																
sewage line	Swastika symbol																																
SPECIFICATION	<ol style="list-style-type: none"> <li>all foundation concrete will be cement concrete 1:5:10 using 40mm gauge hand broken granite stone jelly.</li> <li>levelling course will be cement concrete of 1:5:10 using 40mm gauge of 4/2 thickness.</li> <li>all brick work in foundation and basement will be of cement mortar 1:5 using 1 class chamber burnt brick of size 9" X 4 1/2" X 3".</li> <li>all rcc work will be of mix 1:2:4 using 10mm to 20mm hand broken granite stone jelly with reinforcement.</li> <li>all roof slab to have weathering course in brick jelly of size 20mm gauge in pure slacked lime no sand proportion of jelly lime being 32:12 1/2.</li> <li>cement plaster for new walls will be of 20mm thick inside and 12mm thick outside in c.m. 1:5.</li> <li>all wood work will be best seasoned ballarshah or malabar teak wood.</li> </ol>																																
SCHEDULE OF JOINERY	<table border="1"> <thead> <tr> <th>TYPE</th> <th>DESCRIPTION</th> <th>FEET</th> <th>METRIC</th> </tr> </thead> <tbody> <tr> <td>MD</td> <td>paneled door</td> <td>3'-3" x 7'-0"</td> <td>1000 x 2100</td> </tr> <tr> <td>D</td> <td>"</td> <td>3'-3" x 7'-0"</td> <td>1000 x 2100</td> </tr> <tr> <td>D1</td> <td>"</td> <td>3'-0" x 7'-0"</td> <td>900 x 2100</td> </tr> <tr> <td>D2</td> <td>"</td> <td>2'-6" x 7'-0"</td> <td>750 x 2100</td> </tr> <tr> <td>W</td> <td>glazed window</td> <td>4'-0" x 4'-6"</td> <td>1200 x 1350</td> </tr> <tr> <td>W1</td> <td>"</td> <td>3'-0" x 3'-6"</td> <td>900 x 1050</td> </tr> <tr> <td>V</td> <td>"</td> <td>1'-6" x 3'-6"</td> <td>450 x 1050</td> </tr> </tbody> </table>	TYPE	DESCRIPTION	FEET	METRIC	MD	paneled door	3'-3" x 7'-0"	1000 x 2100	D	"	3'-3" x 7'-0"	1000 x 2100	D1	"	3'-0" x 7'-0"	900 x 2100	D2	"	2'-6" x 7'-0"	750 x 2100	W	glazed window	4'-0" x 4'-6"	1200 x 1350	W1	"	3'-0" x 3'-6"	900 x 1050	V	"	1'-6" x 3'-6"	450 x 1050
TYPE	DESCRIPTION	FEET	METRIC																														
MD	paneled door	3'-3" x 7'-0"	1000 x 2100																														
D	"	3'-3" x 7'-0"	1000 x 2100																														
D1	"	3'-0" x 7'-0"	900 x 2100																														
D2	"	2'-6" x 7'-0"	750 x 2100																														
W	glazed window	4'-0" x 4'-6"	1200 x 1350																														
W1	"	3'-0" x 3'-6"	900 x 1050																														
V	"	1'-6" x 3'-6"	450 x 1050																														
AREA STATEMENTS	sq. ft. sq. m.																																
REFER DRG NO 1																																	
PROPOSED GROUP HOUSING AT 101, VRUGAMBAKKAM VILLAGE FIELD NO 139 & 142 SAIDAPET TALUK																																	
TYPE																																	
Scale																																	
checked by	A. Sanyal																																
date	8.5.92																																
applicant																																	
licensed surveyor	B. S. MURUGANATHAN, M.I.A., LICENCED SURVEYOR Class I Met																																
	R. A. NO : 149																																
planning and design group	<b>PADGRO</b>																																
consultants private limited	architects and town planners																																
25A lady madhavan nair road,	mahalingapuram madras-600 034																																
phone : 8254026																																	



REFERENCE	
proposed construction	
boundary line	(A/10)
road	
sewage line	MMDA B/APP NO. C.No. B/19876/92
SPECIFICATION	
1. ALL FOUNDATION CONCRETE SHALL BE CEMENT CONCRETE OF 1:5:10 USING 20MM GAUGE HAND BROKEN GRANITE STONE	
2. LEVELLING COURSE SHALL BE CEMENT CONCRETE OF 1:5:10 USING 40MM GAUGE OF 4 1/2" THICKNESS	
3. ALL BRICK WORK IN FOUNDATION AND BASEMENT WILL BE OF CEMENT MORTAR 1:5 USING I CLASS CHAMBER BURNT BRICK OF SIZE 4 1/2" x 3"	
4. ALL R.C.C. WORK WILL BE OF MIX 1:2:4 USING 10MM TO 20MM HAND BROKEN GRANITE STONE JELLY WITH REINFORCEMENT	
5. ALL ROOF SLAB TO HAVE WEATHERING COURSE IN BRICK JELLY OF SIZE 20MM GAUGE IN PURE SLACKED LIME NO SAND PROPORTION OF JELLY LIME BEING 32.12%	
6. CEMENT PLASTER FOR NEW WALLS WILL BE OF 20MM THICK INSIDE AND 12MM THICK OUTSIDE IN C.M. 1:5.	
7. ALL WOOD WORK WILL BE BEST SEASONED BALLARSHAW OR MALABAR TEAK WOOD.	

AREA STATEMENTS	
	sq. ft. sq. mt.
REFER DRG NO 1	

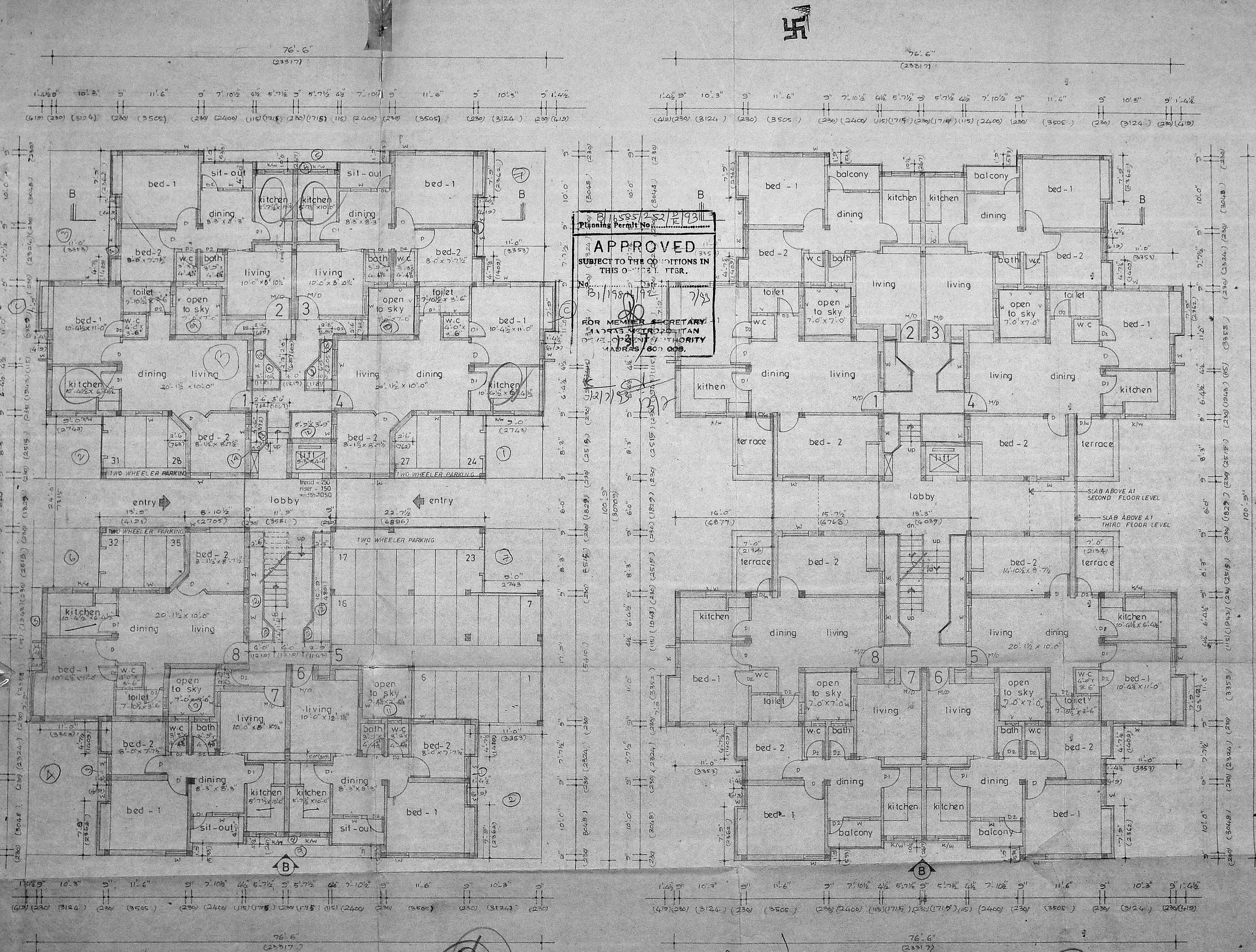
PROPOSED GROUP HOUSING AT  
104, VIRUGAMBAKKAM VILLAGE  
FIELD NO 139 & 142 SAIDAPET TALUK,  
TYRGA.

all dimensions given in brackets are in mm	
scale : 1:100	job no. 12349
drawn by: J. Sridha	
checked by:	
date : 9.5.92	

applicant

licensed surveyor S.S. MURTHY, B. ARCH. M.T.P.  
LICENSED SURVEYOR  
Class No. 101  
R. A. NO : 149

planning and design group  
**PADGRO**  
consultants private limited  
architects and town planners  
25A lady madhavan nair road,  
mahalingapuram madras - 600 034  
phone : 8254026



REFERENCE: MMDA B1/PP NO. 1981/92  
 PROPOSED CONSTRUCTION: 1981/92  
 BOUNDARY LINE: Section 5/10  
 ROAD: PART I  
 SEWAGE LINE: PART I  
 SPECIFICATION:

- 1 all foundation concrete will be cement concrete of 1:5:10 using 40mm gauge hand broken granite stone.
- 2 levelling course will be cement concrete of 1:5:10 using 40mm gauge of 4 1/2" thickness.
- 3 all brick work in foundation and basement will be of cement mortar 1:5 using 1 class chamber burnt brick size of 9x4 1/2 x 3
- 4 all rcc work will be of mix 1:2:4 using 10 mm to 20 mm hand broken granite stone jelly with reinforcement.
- 5 all roof slab to have weathering course in brick jelly of size 20mm gauge in pure slacked lime no sand proportion of jelly lime being 32:12 1/2
- 6 cement plaster for new walls will be of 20 mm thick inside and 12mm thick outside incm 1:5
- 7 all wood work will be best seasoned ballarshah or malabar teak wood

SCHEDULE OF JOINERY

TYPE	DESCRIPTION	feet	size	metric
M/D		3'-3" x 7'-0"	1000	x 2100
D		3'-3" x 7'-0"	1000	x 2100
D1		3'-0" x 7'-0"	900	x 2100
D2		2'-6" x 7'-0"	750	x 2100
W		3'-0" x 4'-6"	900	x 1350
K/W		3'-0" x 3'-6"	900	x 1050
V		1'-6" x 3'-6"	450	x 1050
D/W		2'-6" x 7'-0"	750	x 2100
		+ 2'-0" x 4'-6"	+ 600	x 1350

AREA STATEMENTS

TYPE	DESCRIPTION	sq ft	sq mt

REFER DRG NO 1

PROPOSED GROUP HOUSING AT  
 10A, VIRUGAMBAKKAM VILLAGE  
 FIELD NO 139 < 142 GANDAPET TALUK  
 TYPE-B

all dimensions given in brackets are in mm  
 scale - 1:100  
 drawn by J. Sridhar  
 job no 1234/92  
 date : 17.5.92  
 checked by

applicant: J. Vijayarajini  
 R. A. NO

licenced surveyor  
 R. S. MURTHY, B. Arch., M.T.P.  
 LICENCED SURVEYOR  
 Class I Map  
 R A NO 149

planning and design group  
**PAIDGRO**  
 consultants private limited  
 architects and town planners  
 25A lady madhavan road,  
 mahalingapuram, madras  
 600 034; phone: 825 026

Handwritten notes and signatures at the bottom left of the ground floor plan.

Handwritten notes and signatures at the bottom center of the first floor plan, including 'B2 = 39 x 2'.

REFERENCE 5  
 PROPOSED CONSTRUCTION  
 BOUNDARY LINE 6/10  
 ROAD MMZA B/PP NO.  
 SEWAGE LINE C.No. 51/19.8.6

- SPECIFICATIONS**
- 1 all foundation work will be cement concrete of 1:5:10 using 40 mm gauge hand broken granite stone jelly.
  - 2 levelling course will be cement concrete of 1:5:10 using 40 mm gauge of 4 1/2" thickness.
  - 3 all brick work in foundation and basement will be of cement mortar 1:5 using 1st class chamber burnt brick of size 9x4 1/2 x 3.
  - 4 all rcc work will be of mix 1:2:4 using 10 mm to 20 mm hand broken granite stone jelly with reinforcement.
  - 5 all roof slab to have weathering course in brick jelly of size 20 mm gauge in pure slacked lime no sand proportion of jelly being 32:12.
  - 6 cement plaster for new walls will be of 20 mm thick in side and 12 mm thick out side in cm 1:5.
  - 7 all wood work will be best seasoned balarshah or malabar leak wood.

**SCHEDULE OF JOINERY**

TYPE	DESCRIPTION	TRAD	SIZE	METRIC
H/D	Panelled door	3'3" x 7'6"	1000 x 2300	
D	"	3'3" x 7'6"	1000 x 2300	
D1	"	3'0" x 7'0"	900 x 2100	
D2	"	2'6" x 7'0"	750 x 2100	
W	glazed window	3'0" x 4'6"	900 x 1300	
W/M	"	3'0" x 3'6"	900 x 1050	
V	"	1'6" x 3'6"	450 x 1050	
W/M	panelled/glazed	3'0" x 7'0"	750 x 2100	
		1'0" x 4'6"	250 x 1350	

**AREA STATEMENT**

TYPE	DESCRIPTION	sq ft	sq mt
	REFER DRG NO.1		


PROPOSED GROUP HOUSING AT 10, MRUGAMBAKKAM VILLAGE  
 PLOT NO 139 & 142 SAIDAPET TALUK  
 TYPED

all dimensions given in brackets are in feet  
 scale 1:100  
 drawn by S. Vijayalaxmi  
 job no 1234  
 checked by S. Vijayalaxmi  
 date 18.5.92


applicant S. Vijayalaxmi  
 licensed surveyor

S.S. MURTHY, M.A., M.B.A.  
 LICENSED SURVEYOR  
 S. Murthy

RA No 149  
 planning and design group  
**PADGRO**  
 consultants private limited  
 architects and town planners  
 25 A Jodiyachawn road,  
 madhavapuram, madras  
 600 034, phone - 6254025



SECOND FLOOR PLAN



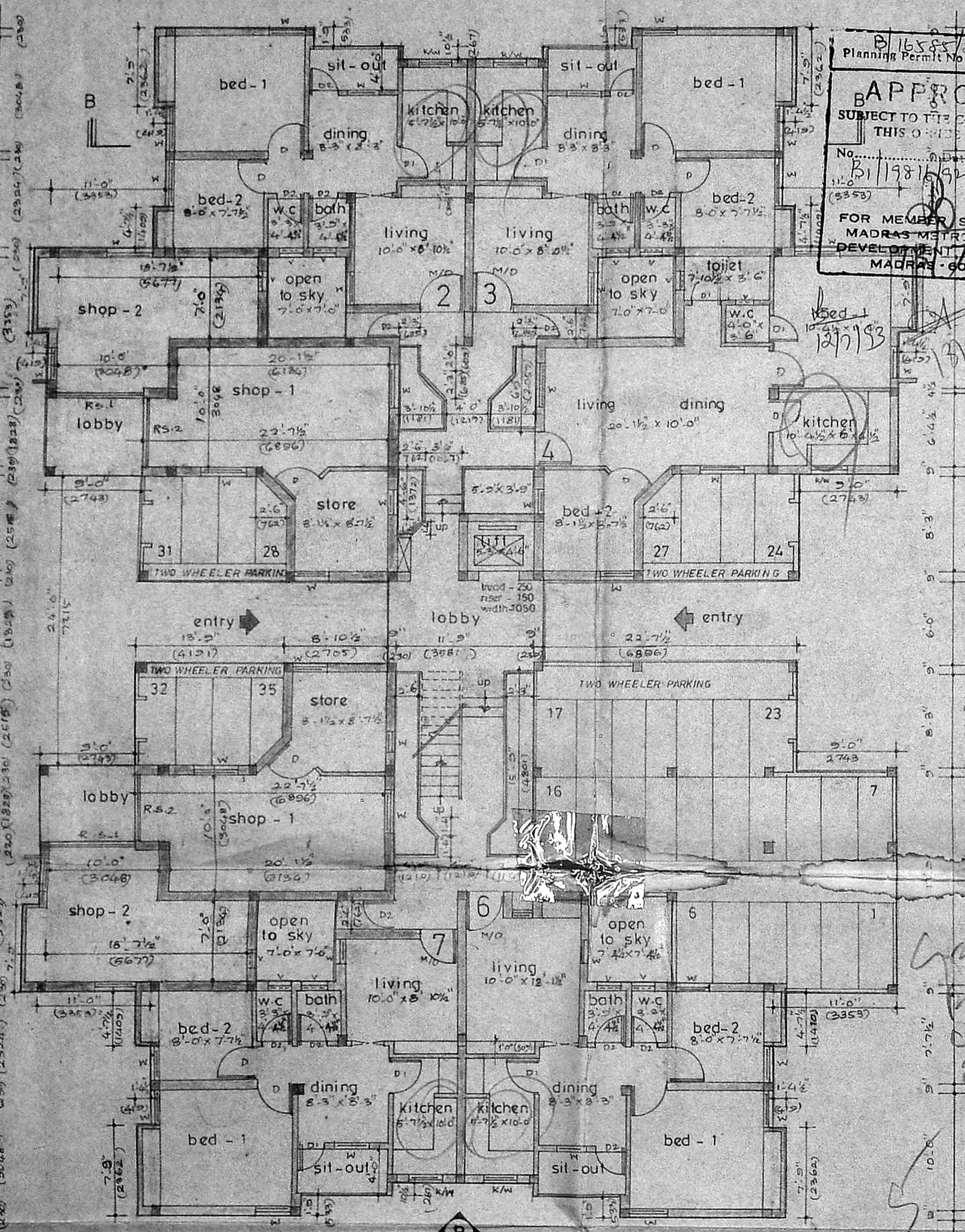
THIRD FLOOR PLAN

APPROVED  
 SUBJECT TO THE CONDITIONS IN THIS PERMIT.  
 No. B/1981/92  
 FOR MEMBER SECRETARY  
 MADRAS METROPOLITAN  
 DEVELOPMENT AUTHORITY  
 MADRAS - 600 008.

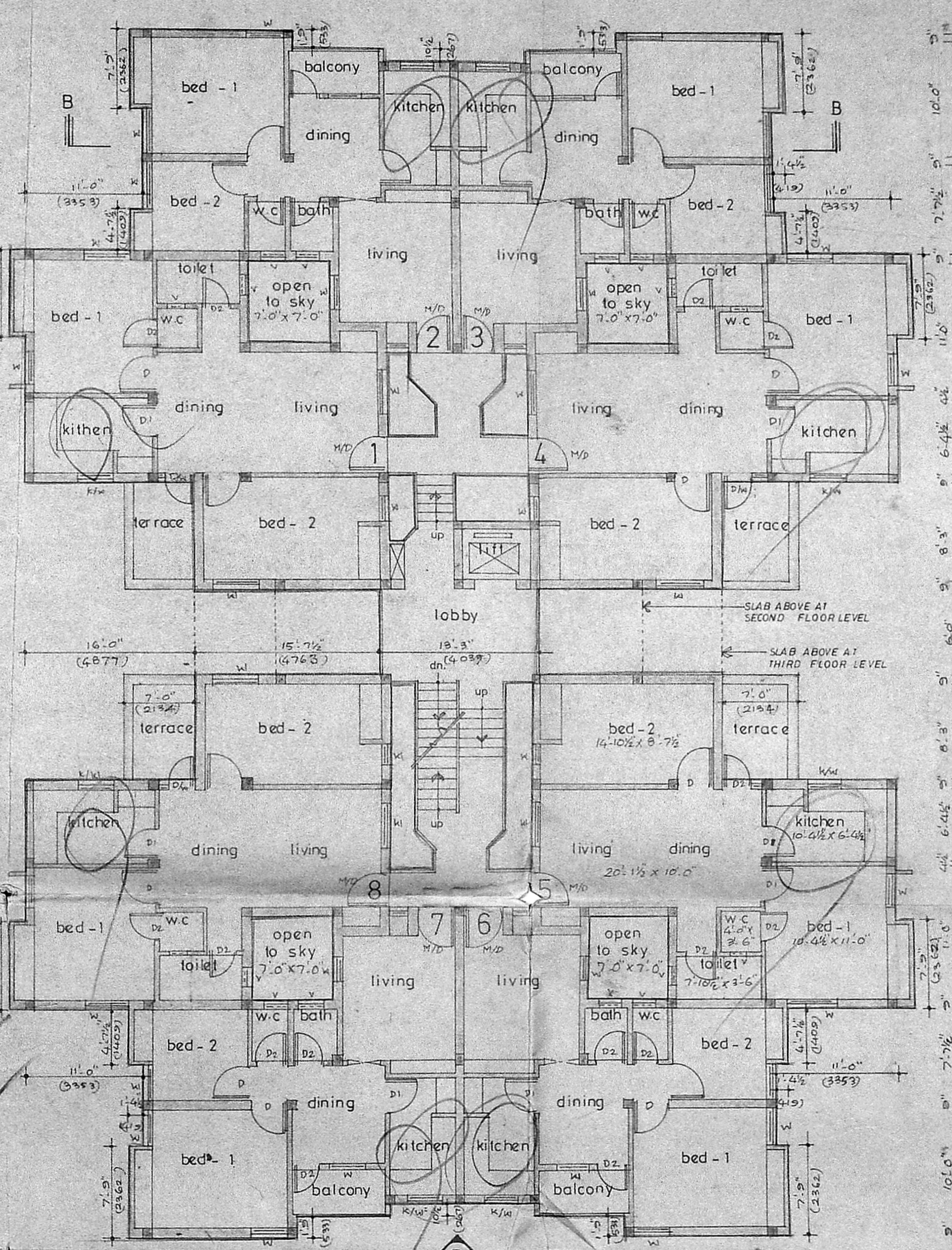
76'-6" (23317)  
 14'-9" (450) 10'-3" (3124) 9' (230) 11'-6" (3505) 9' 7'-10 1/2" (239) 4'-5 7/8" (115) 5'-7 1/2" (1715) 4'-5 7/8" (115) 7'-10 1/2" (2400) 9' 11'-6" (230) 10'-3" (3124) 9' 11'-4 1/2" (230) (419)

76'-6" (23317)  
 14'-9" (450) 10'-3" (3124) 9' (230) 11'-6" (3505) 9' 7'-10 1/2" (239) 4'-5 7/8" (115) 5'-7 1/2" (1715) 4'-5 7/8" (115) 7'-10 1/2" (2400) 9' 11'-6" (230) 10'-3" (3124) 9' 11'-4 1/2" (230) (419)

B 16585/2521/93  
 Planning Permit No. 127/93  
**APPROVED**  
 SUBJECT TO THE CONDITIONS IN THIS ORDER.  
 No. B1/1981/93  
 FOR MEMBER SECRETARY  
 MADRAS METROPOLITAN  
 DEVELOPMENT AUTHORITY  
 MADRAS - 600 008.



GROUND FLOOR PLAN



FIRST FLOOR PLAN

REFERENCE R.P. 21. 6/11/92

PROPOSED CONSTRUCTION	
BOUNDARY LINE	
ROAD	
SEWAGE LINE	

- SPECIFICATION**
- 1 all foundation concrete will be cement concrete of 1:5:10 using 40mm gauge hand broken granite stone jelly.
  - 2 levelling course will be cement concrete of 1:5:10 using 40mm gauge of 4 1/2" thickness.
  - 3 all brick work in foundation and basement will be of cement mortar 1:5 using 1 class chamber burnt brick size of 9X4 1/2 X 3
  - 4 all rcc work will be of mix 1:2:4 using 10 mm to 20mm hand broken granite stone jelly with reinforcement.
  - 5 all roof slab to have weathering course in brick jelly of size 20mm gauge in pure slacked lime no sand proportion of jelly lime being 32.12 1/2
  - 6 cement plaster for new walls will be of 20 mm thick inside and 12mm thick outside incm 1:5
  - 7 all wood work will be best seasoned ballarshah or malabar teak wood

**SCHEDULE OF JOINERY**

TYPE	DESCRIPTION	feet	size	metric
M/D	PANELLED DOOR	3.5' x 7.0'	1000 x 2100	
D	DOOR	3.3' x 7.0'	1000 x 2100	
D1	DOOR	3.0' x 7.0'	900 x 2100	
D2	DOOR	2.6' x 7.0'	750 x 2100	
W	GLAZED WINDOW	3.0' x 4.6'	900 x 1350	
K/W	DOOR	3.0' x 3.6'	900 x 1050	
V	GLAZED VENTILATOR	1.6' x 3.6'	450 x 1050	
D/W	PANELLED DOOR / GLAZED WINDOW	2.6' x 7.0'	750 x 2100	
R.S.1	ROLLING SHUTTER	2.2' x 4.6'	600 x 1350	
R.S.2	DOOR	2.2' x 3.6'	600 x 1050	

**AREA STATEMENTS**

TYPE	DESCRIPTION	sq ft	sq mt
	REFER DRG NO 1		

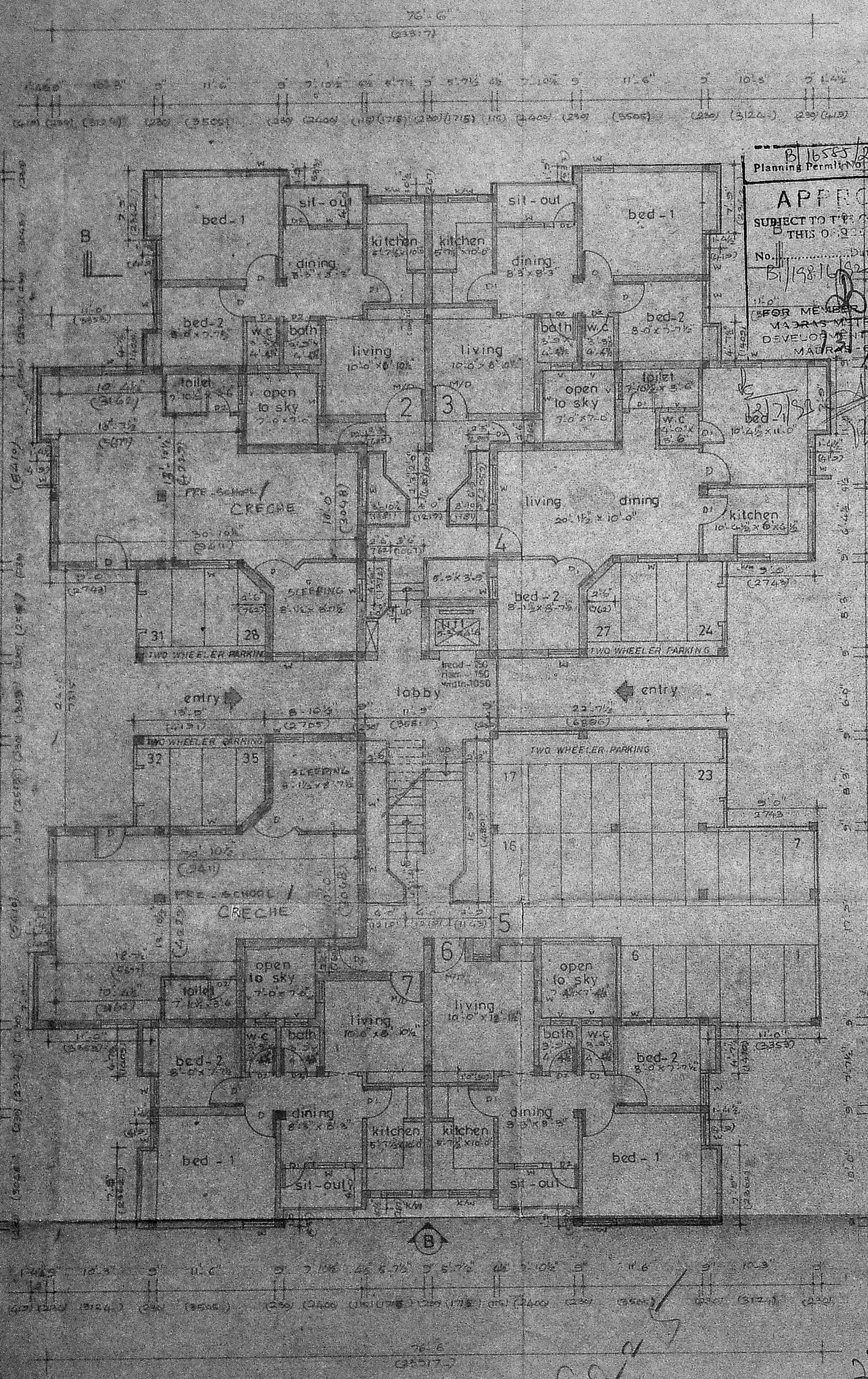
PROPOSED GROUP HOUSING AT  
 10A, VIRUXAM BARKAM VILLAGE  
 FIELD NO 139 & 142 GUINDY - MAMBALAM  
 TALUK  
 TYPE C1

all dimensions given in brackets are in mm  
 scale - 1:100  
 drawn by J. Sridhar  
 job no 1234/92  
 drg no 7b  
 checked by A. Sankar  
 date : 17.5.92

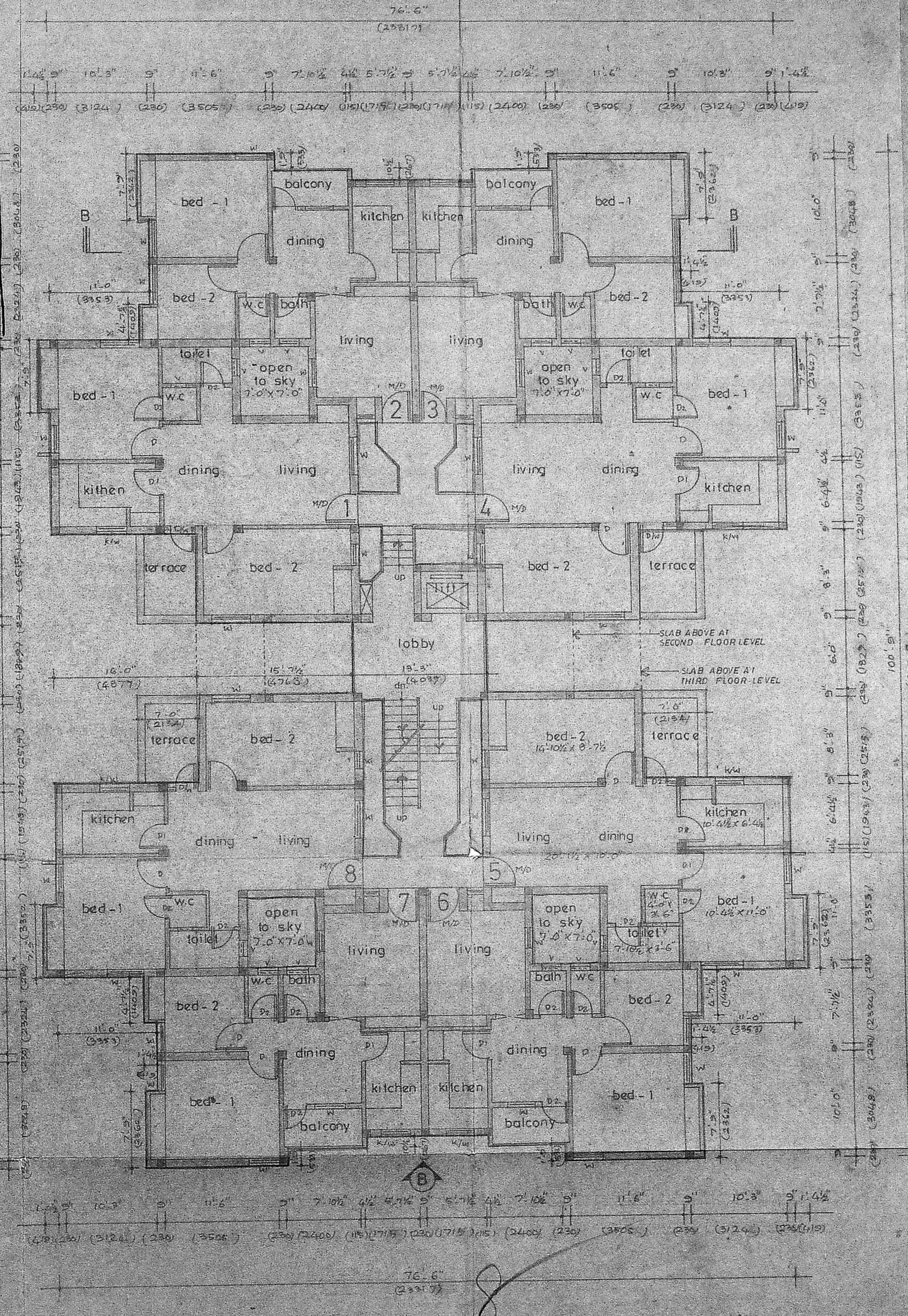
applicant  
 R. A. NO

licenced surveyor  
 B. S. MURTHY B.Arch. M.T.A.  
 LICENCED SURVEYOR  
 Class I No 1  
 R.A. NO 149

planning and design group  
**PADGRO**  
 consultants private limited  
 architects and town planners  
 25A lady madhavan road,  
 mahalingapuram, madras  
 600 034, phone : 8254026



GROUND FLOOR PLAN



FIRST FLOOR PLAN

B 1655/250 9/93  
 Planning Permit No. 1655/250  
**APPROVED**  
 SUBJECT TO THE CONDITIONS IN THIS ORDER.  
 No. B/198/1655 7/93  
 MEMBER SECRETARY  
 MADRAS METROPOLITAN  
 DEVELOPMENT AUTHORITY  
 MADRAS - 600 008.

- REFERENCE R/20 6/11/91
- PROPOSED CONSTRUCTION   
 BOUNDARY LINE   
 ROAD   
 SEWAGE LINE
- SPECIFICATION**
- 1 all foundation concrete will be cement concrete of 1:5:10 using 40mm gauge hand broken granite stone jelly
  - 2 levelling course will be cement concrete of 1:5:10 using 40mm gauge of 4 1/2 thickness
  - 3 all brick work in foundation and basement will be of cement mortar 1:5 using 1 class chamber burnt brick size of 9x4 1/2 x 3
  - 4 all rcc work will be of mix 1:2:4 using 10 mm to 20 mm hand broken granite stone jelly with reinforcement
  - 5 all roof slab to have weathering course in brick jelly of size 20mm gauge in pure stacked line no sand proportion of jelly lime being 32:12 1/2
  - 6 cement plaster for new walls will be of 20 mm thick inside and 12mm thick outside in 1:5
  - 7 all wood work will be best seasoned ballarshah or malabar teak wood

**SCHEDULE OF JOINERY**

TYPE	DESCRIPTION	feet	sq ft	metric
M/D		3.5 x 7.0	1000	x 2100
D		3.5 x 7.0	1000	x 2100
D1		3.5 x 7.0	900	x 2100
D2		2.5 x 7.0	750	x 2100
W		3.0 x 2.4	300	x 1980
K/W		3.0 x 3.6	300	x 2030
V		1.0 x 3.6	250	x 1050
D/W		2.0 x 7.0	750	x 2100
		1.5 x 4.4	600	x 1950

**AREA STATEMENTS**

TYPE	DESCRIPTION	sq ft	sq m
	REFER DRG NO 1		

PROPOSED GROUP HOUSING AT  
 104, VILUJAMBAKKAM VILLAGE  
 FELD NO 139 & 142  
 GUIND - MAMBALAM TALUK  
 TYPE C 2

all dimensions given in brackets are in mm

scale - 1/100	drawn by J. Sankar	job no 1234/92
drw no 7a	checked by	
date : 17.5.92		

applicant  
 R-A NO  
 licenced surveyor

B.S. MURTHY, R. ASHOK, M.T.A.  
 LICENSED SURVEYOR  
 Class I No.  
 R A NO 149

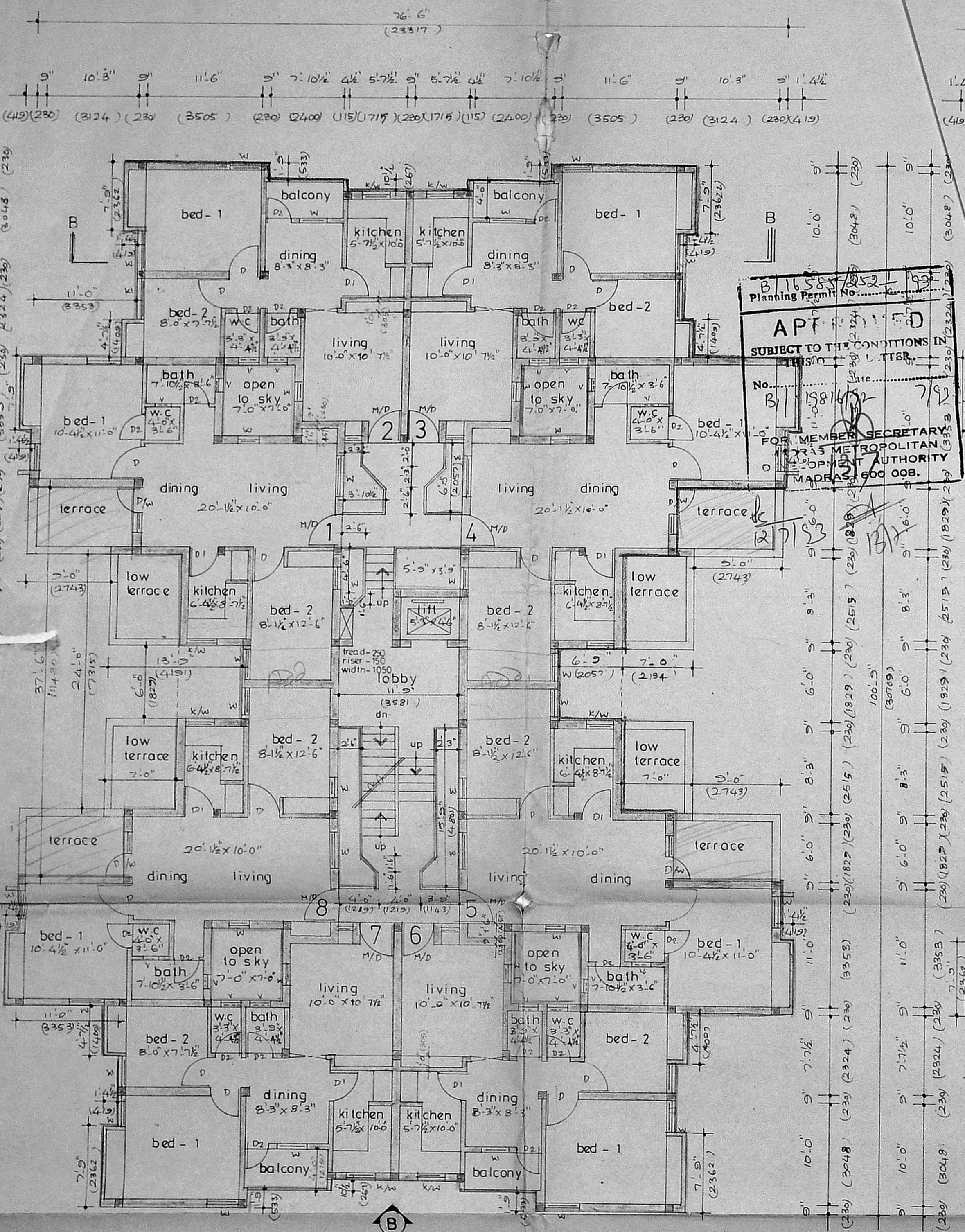
planning and design group  
**PADGRO**  
 consultants, private limited  
 architects and town planners  
 25A lady madhavan  
 mahalingapuram  
 600 034 phone



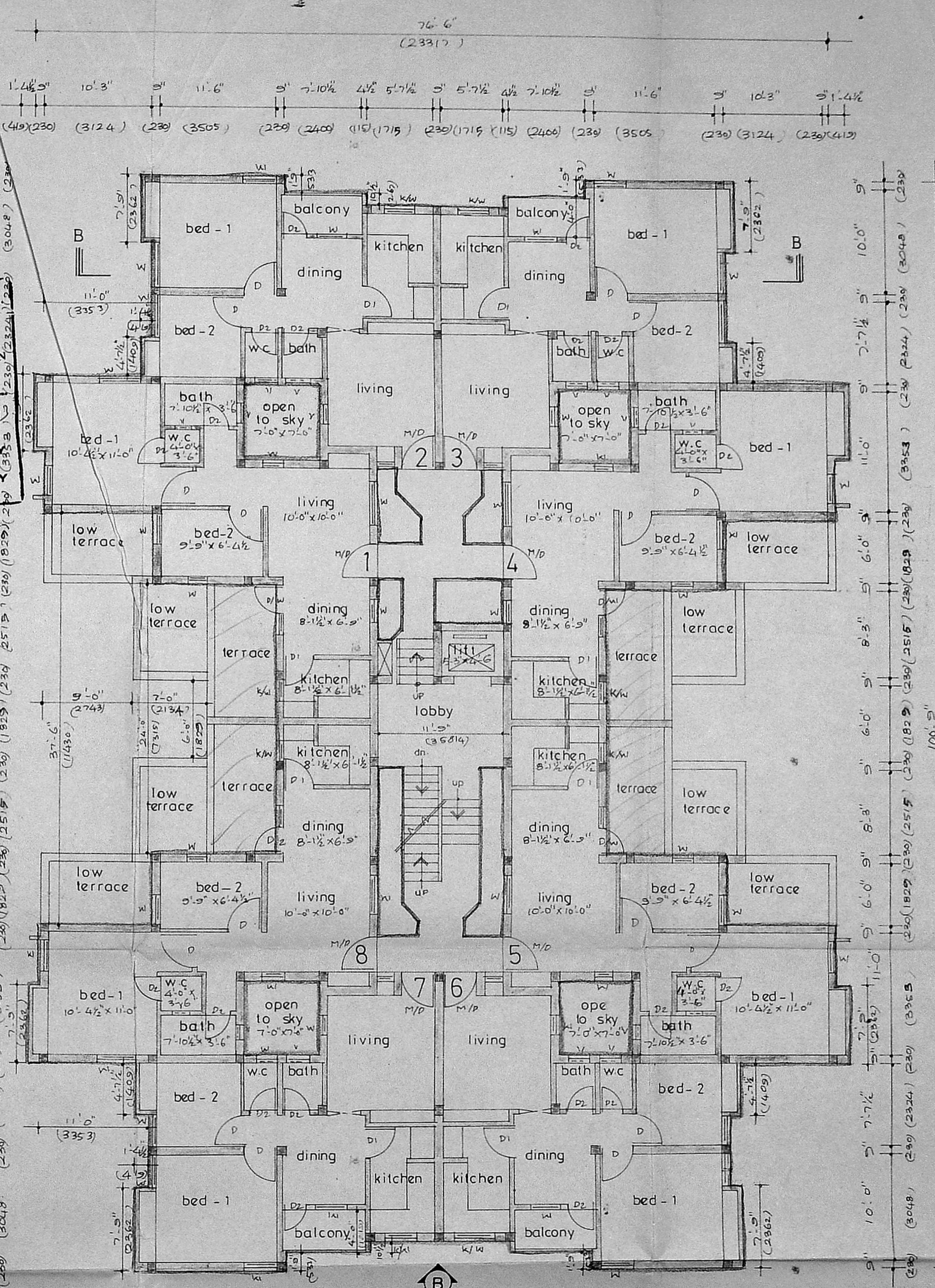




REFERENCE  
 PROPOSED CONSTRUCTION 19.8.92  
 BOUNDARY LINE  
 ROAD  
 SEWAGE LINE  
 PART I  
 PART II



SECOND FLOOR PLAN



THIRD FLOOR PLAN

- SPECIFICATION**
- 1 all foundation concrete will be cement of 1:5:10 using 40mm gauge hand broken granite stone.
  - 2 levelling course will be cement concrete of 1:5:10 using 40mm gauge of 4 1/2 thickness.
  - 3 all brick work in foundation and basement will be of cement mortar 1:5 using I class chamber burnt brick of size 9x4 1/2 x 3.
  - 4 all rcc work will be of mix 1:2:4 using 10mm to 20mm hand broken granite stone jelly with reinforcement.
  - 5 all roof slab to have weathering course in brick jelly of size 20mm gauge in pure slacked lime no sand proportion of jelly lime being 32:12:1.
  - 6 cement plaster for new walls will be of 20mm thick in side and 12mm thick out side in cm 1:5
  - 7 all wood work will be best seasoned ballarshah or malabar teak wood.

**SCHEDULE OF JOINERY**

TYPE	DESCRIPTION	feet size	metric
M/D	pannelled door	3'3" x 7'0"	1000 x 2100
D	"	3'0" x 7'0"	900 x 2100
D1	"	3'0" x 7'0"	900 x 2100
D2	"	2'6" x 7'0"	750 x 2100
W	glazed window	3'0" x 4'6"	900 x 1350
K/W	"	3'0" x 2'6"	900 x 1050
V	"	1'6" x 3'6"	450 x 1050
D/W	pannelled glazed	2'6" x 7'0"	750 x 2100
		+ 2'0" x 4'6"	+ 600 x 1350

**AREA STATEMENT**

AREA STATEMENT	sq ft	sq mt
REFER DRG NO 1		

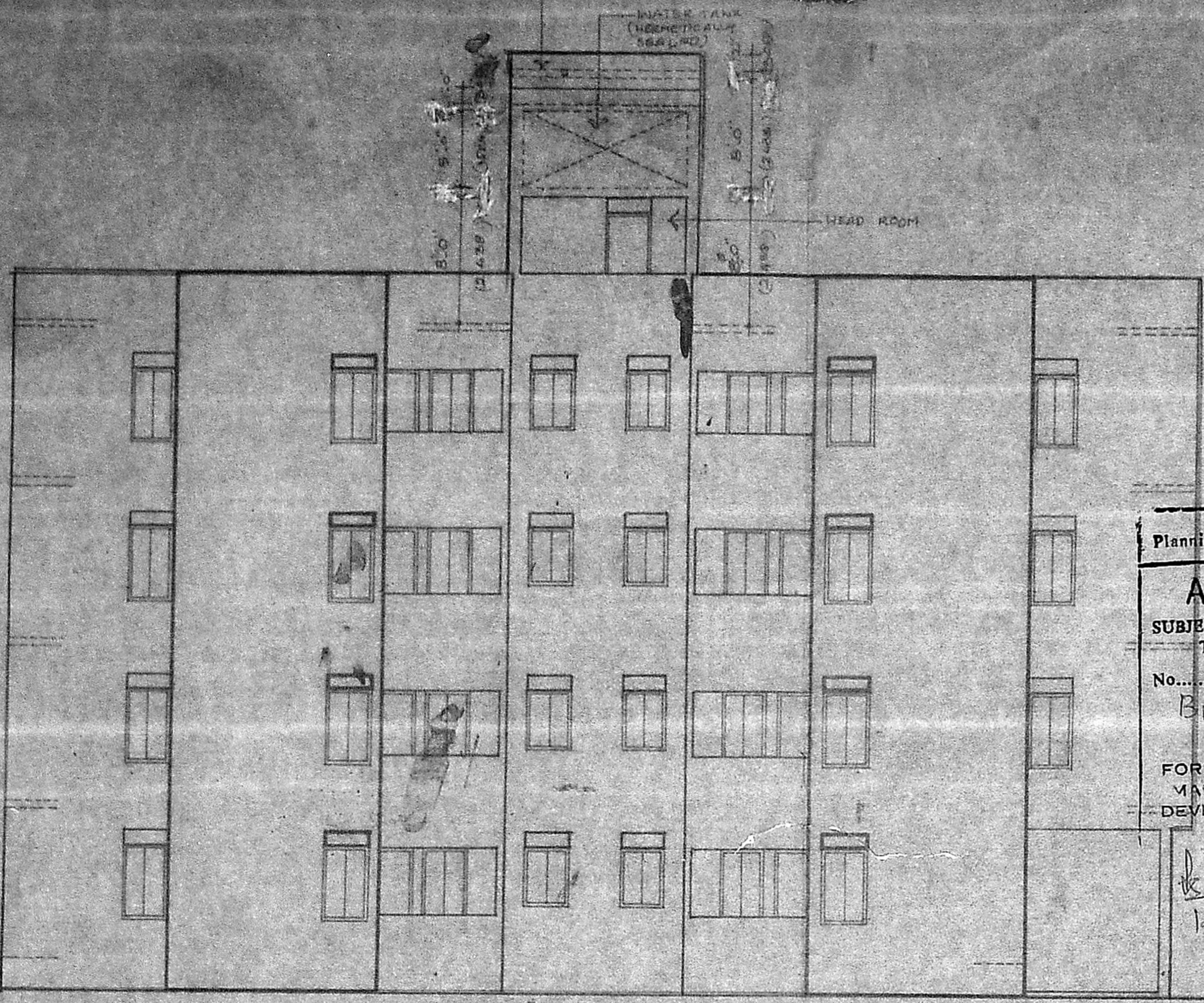
PROPOSED GROUP HOUSING AT  
 104, VIRUGAMBAKKAM VILLAGE  
 FIELD NO 139 & 142 SAIDAPET TALUK  
 TYPE C1 & C2

all dimensions given in brackets are in mm  
 scale 1:100  
 drawn by  
 checked by  
 date 18.5.92

applicant

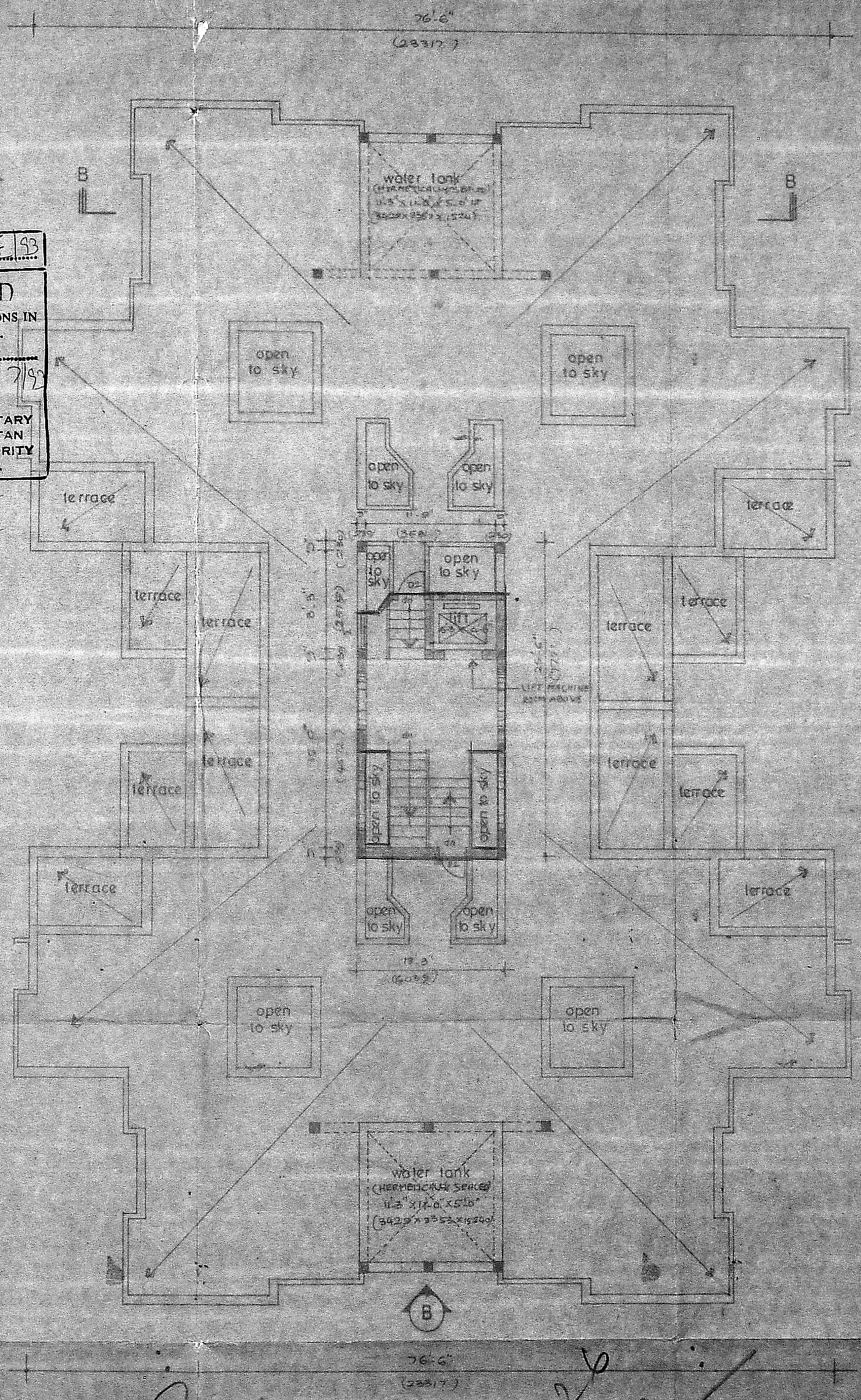
licensed surveyor  
 S. S. MURTHY, P. ARUL  
 LICENSED SURVEYOR  
 Class I No. 1  
 R.A. No. 149

planning and design group  
**PADGRO**  
 consultants private limited  
 architects and town planners  
 25 A lady madhavan road,  
 mahalingapuram, madras  
 600 034; phone : 8254026

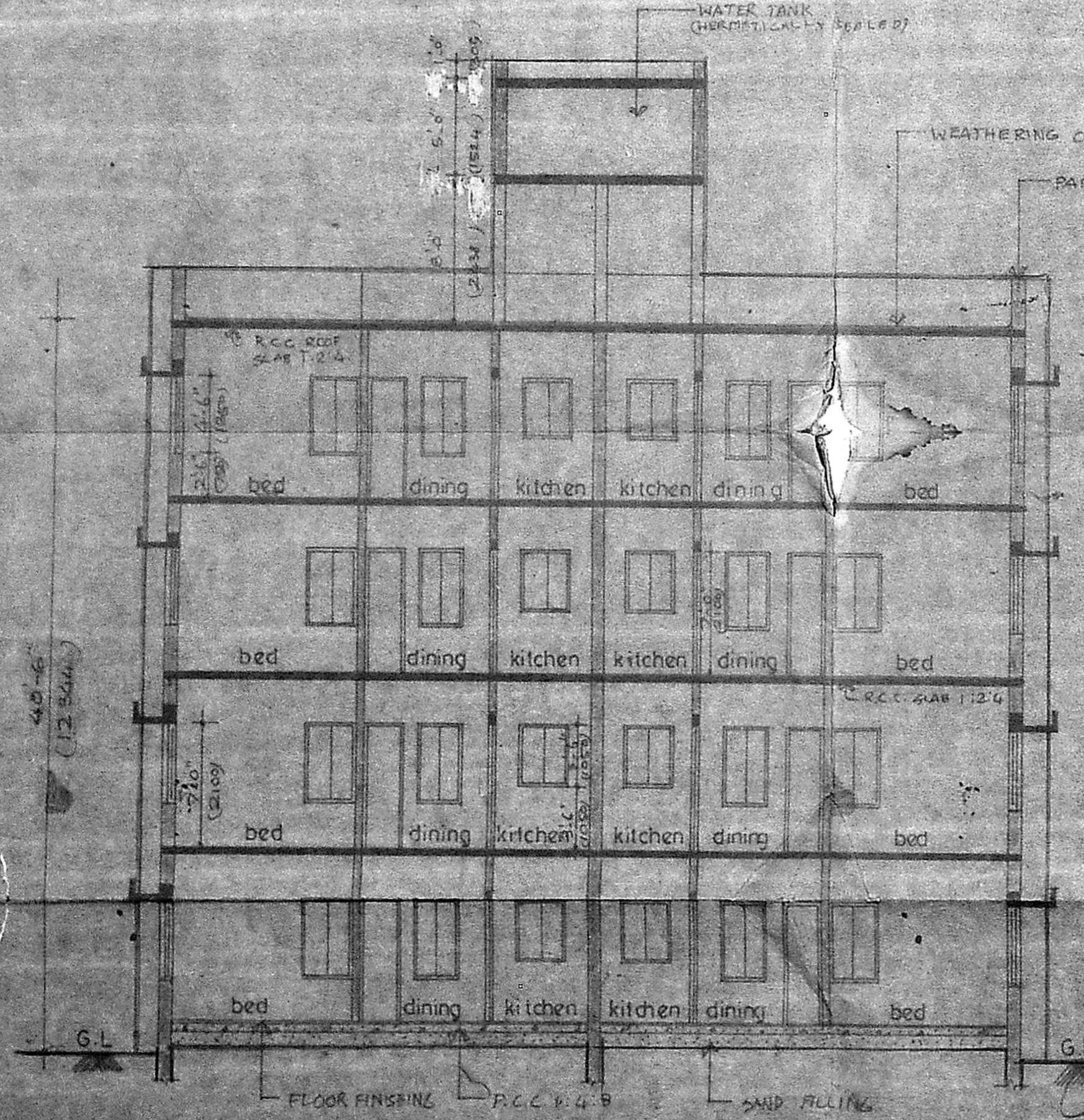


ELEVATION - B

B11855/22/2/93  
 Planning Permit No. ....  
**APPROVED**  
 SUBJECT TO THE CONDITIONS IN  
 THIS ORDER LETTER.  
 No. .... Date. ....  
 B119816/52 7/92  
 FOR MEMBER SECRETARY  
 MADRAS METROPOLITAN  
 DEVELOPMENT AUTHORITY  
 MADRAS - 600 008.  
 12/5/93 13/3



TERRACE FLOOR PLAN



SECTION BB

REFERENCE  
 PROPOSED CONSTRUCTION  
 BOUNDARY LINE  
 ROAD  
 SEWA GE...  
 MMDA B/PP NO. 1/...

- SPECIFICATION
1. ALL FOUNDATION CONCRETE WITHIN CURB CONCRETE OF 1:5:10 S.P. 400'S WITH GAUGE AND BROKEN GRANITE STONE PART 1:1:1
  2. LEVELLING COURSE WILL BE CEMENT CONCRETE OF 1:5:10 USING 40MM GRADE OF 4% THICKNESS
  3. ALL BRICKWORK IN FOUNDATION AND BASEMENT SHALL BE OF CEMENT MORTAR 1:6 USING 1 CLASS CHAMBER BURNT BRICK SIZE OF 9x4x3
  4. ALL R.C.C. WORK WILL BE OF MIN. 25MM USING 10MM TO 20MM HARD BROKEN GRANITE MIDDIE JELLY WITH REINFORCEMENT
  5. ALL ROOF SLAB TO HAVE WEATHERING COVER IN BRICK JELLY OF SIZE 20MM GAUGE IN PURE SLACKED GIPS IN SAND PROPORTION OF JELLYING BEING 3:2:12:2
  6. CEMENT PLASTER FOR INN WALLS WILL BE OF 20MM THICK INSIDE AND 12MM THICK OUTSIDE IN CM. 1:5
  7. ALL WOOD WORK WILL BE BEST SEASONED SALLAPANNA OR MALABAR TEAK WOOD

AREA STATEMENT	sq. ft.	sq. mt.
REFER DRG NO.1		

PROPOSED GROUP HOUSING AT  
 10A VIRUGAMBAKKAM VILLAGE  
 PLOT NO 139 & 142 SAIDAPET TALUK

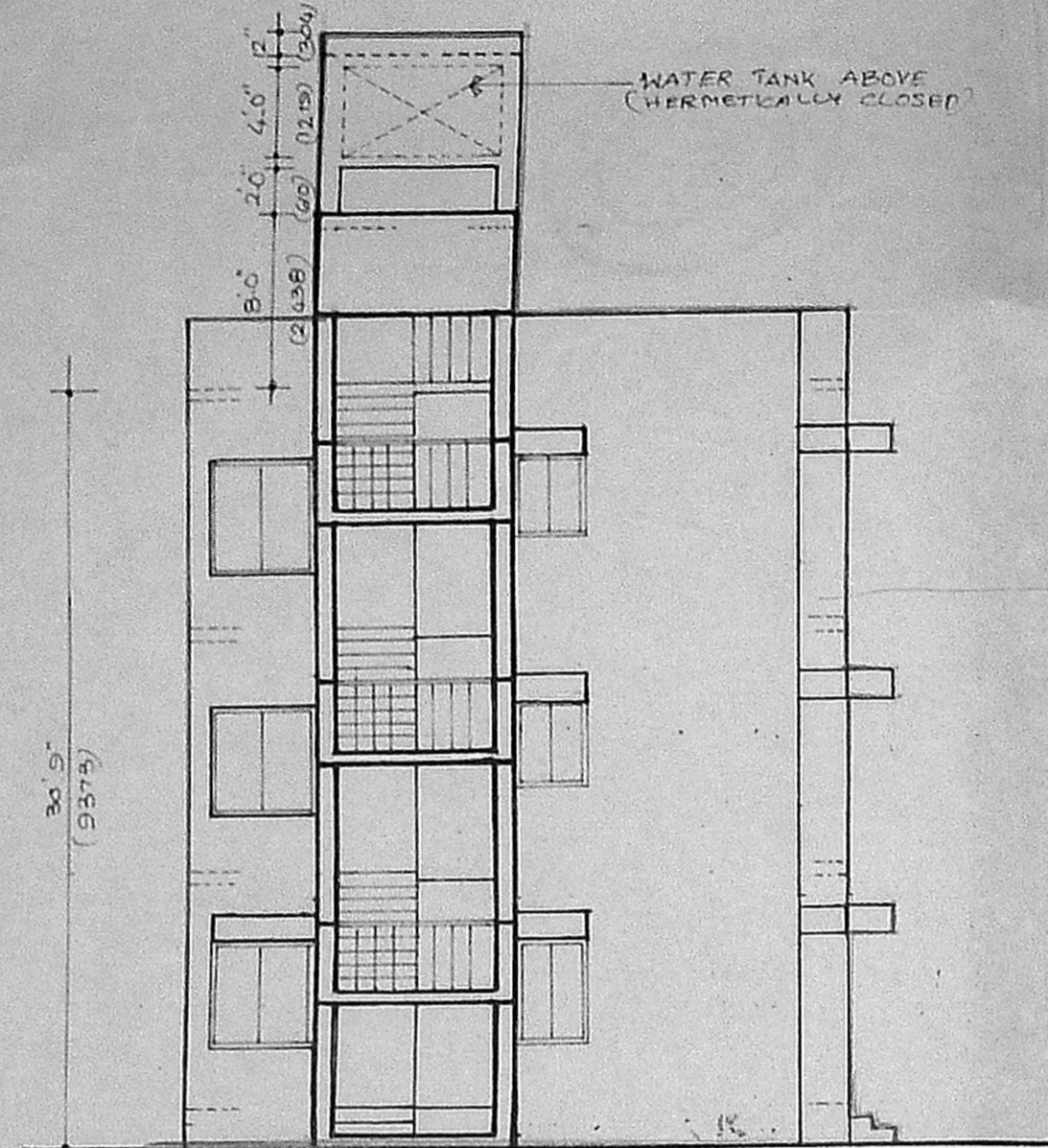
all dimensions given in brackets are in mm  
 scale 1:100  
 drawn by J. Sathya  
 job no 1234/52  
 drg no 9  
 date 19.5.92  
 checked by A. Sankar

applicant S. Vajajalath  
 licenced surveyor

B.S. MURTHY, B. Arch, M.P.E.  
 LICENCED SURVEYOR  
 R.A. NO. 149

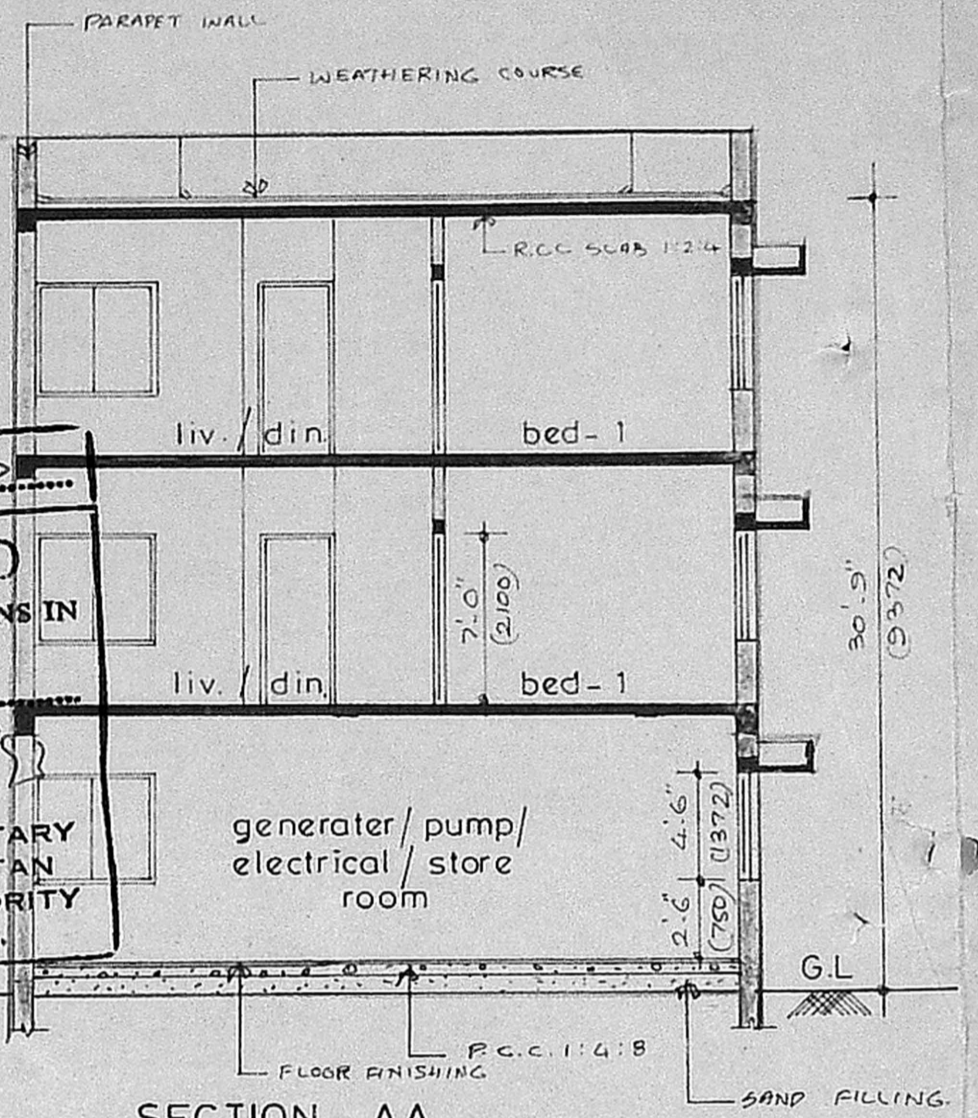
planning and design group  
**PADGRO**  
 consultants private limited  
 architects and town planners  
 25A lady madhavan road  
 neelagopuram, madras

3/12/93  
 12/5/93  
 2/19

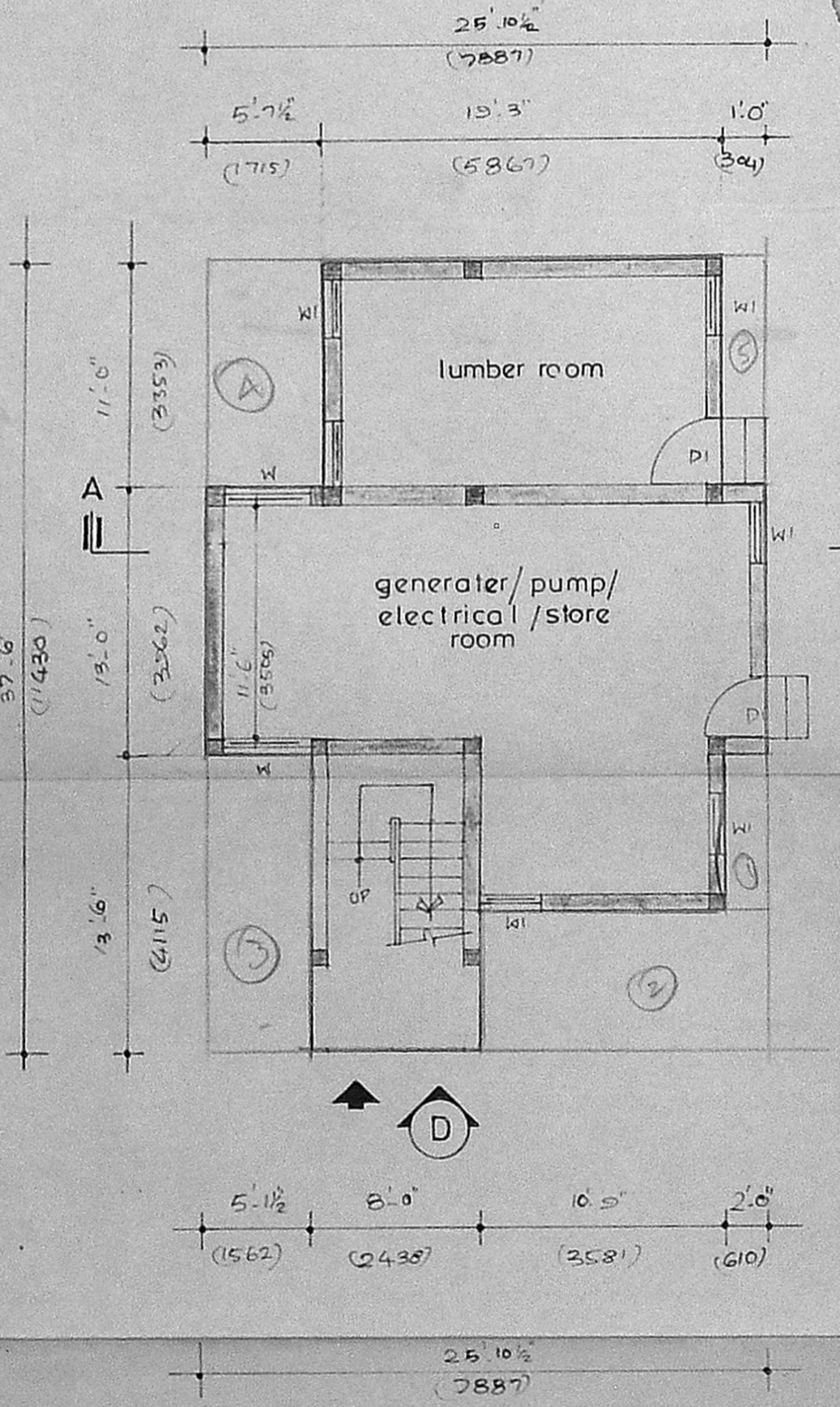


ELEVATION - D

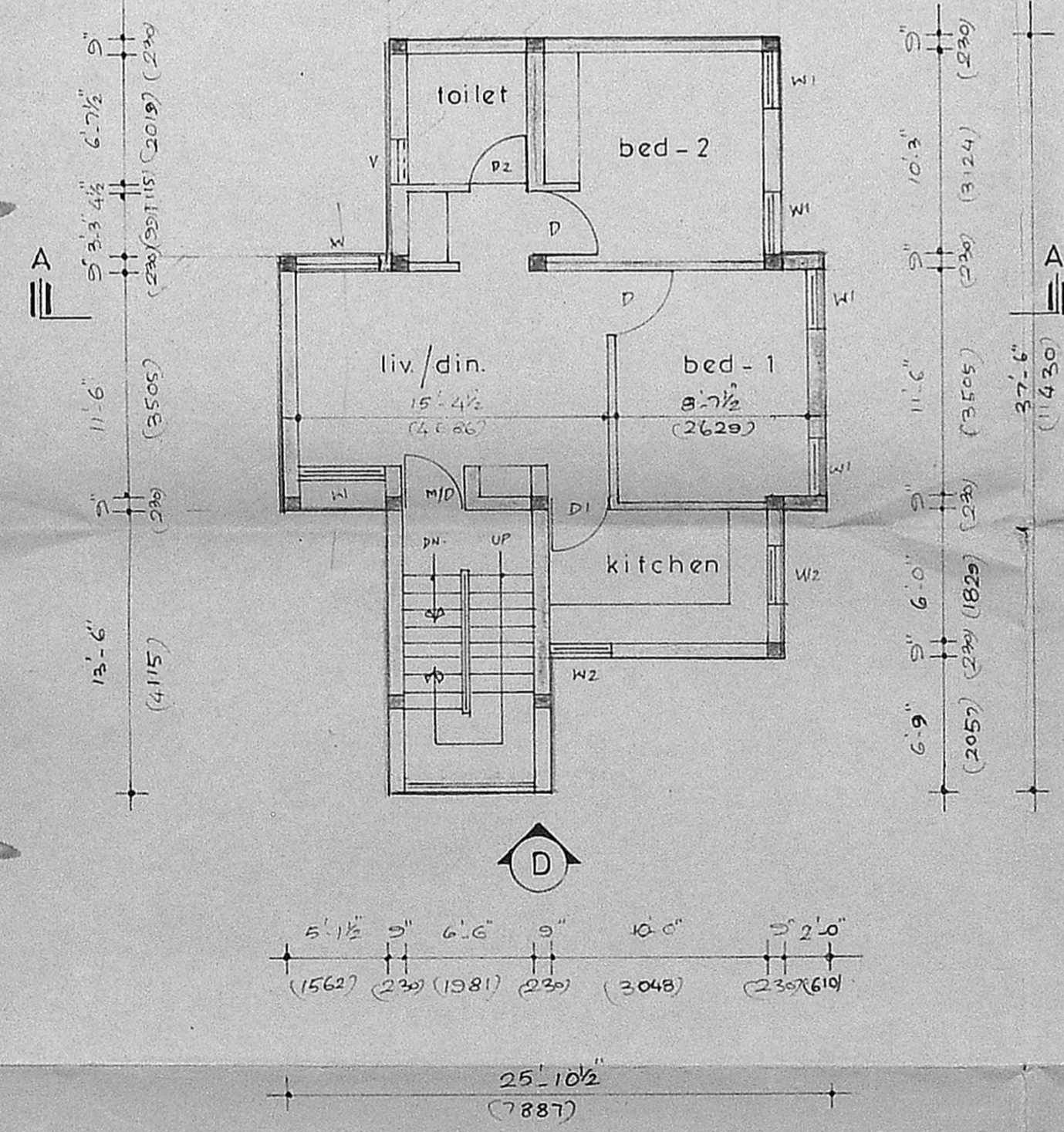
B/16553/252/E/48  
 Planning Permit No. 16553/252/E/48  
**APPROVED**  
 SUBJECT TO THE CONDITIONS IN THE OFFICE LETTER.  
 No. B/19816/52/7/92  
 FOR THE MEMBER SECRETARY  
 METROPOLITAN MUNICIPALITY  
 TAMIL NADU  
 P.S. 600 008  
 (12/7/93)



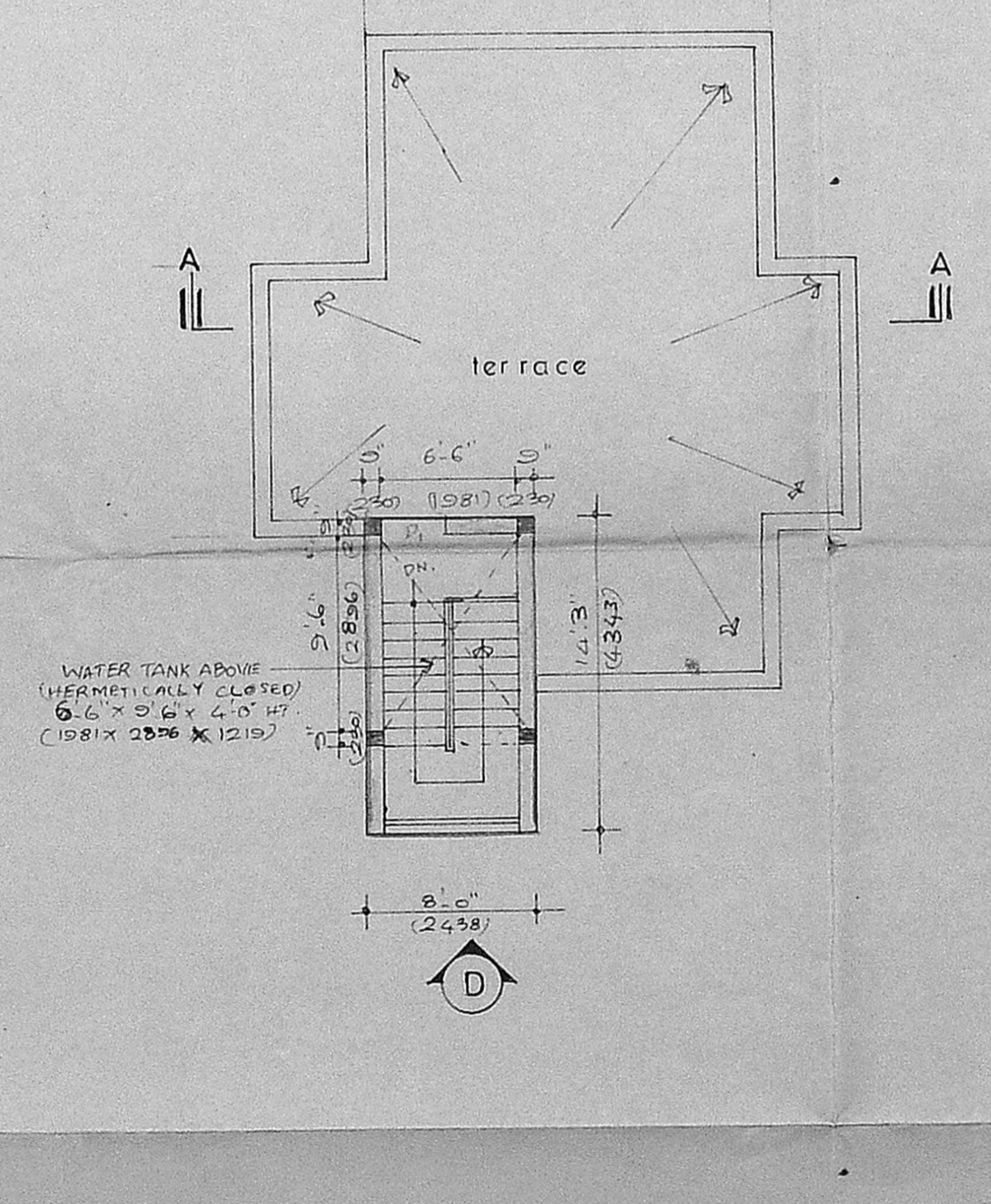
SECTION - AA



GROUND FLOOR PLAN



TYPICAL FLOOR PLAN



TERRACE FLOOR PLAN

- boundary line  
 road  
 sewage line
- MMDA B/PP NO. 16553/252/E/48  
 19/92
- SPECIFICATIONS**
- all foundation concrete will be cement concrete of 1:5:10 using 40mm gauge hand broken stone jelly.
  - levelling course will be cement concrete of 1:5:10 using 40mm gauge of 1/2" thickness.
  - all brickwork in foundation and basement will be of cement mortar 1:5 using 1 class chamber burnt bricks of size 9" x 4 1/2" x 3".
  - all rcc work will be of mix 1:2:4 using 10mm to 20mm hand broken granite stone jelly with reinforcement.
  - all roof slab to have weathering course in brick jelly of size 20mm gauge in pure slacked lime (no sand) proportion of jelly lime being 32:12 1/2.
  - cement plaster for new wds will be of 20mm. thick inside and 12mm thickness outside in c.m 1:5.
  - all wood work will be best seasoned.

**SCHEDULE OF JOINERY**

type	description	size	
		feet	metric
M/D	PANELLED DOOR	3'3" x 7'-0"	1000 x 2100
D	DO	3'3" x 7'-0"	1000 x 2100
D1	DO	3'0" x 7'-0"	900 x 2100
D2	DO	2'6" x 7'-0"	750 x 2100
W	GLAZED WINDOW	4'4 1/2" x 4'-6"	1334 x 1372
W1	DO	3'0" x 4'-6"	900 x 1372
W2	DO	3'-0" x 3'-6"	900 x 1067
Y	GLAZED VENTILATOR	2'-0" x 3'-6"	600 x 1067

**AREA STATEMENT**

	sq. ft.	sq. m.
REFER DRG. NO : 1		

PROPOSED GROUP HOUSING AT  
 04, VIRUGAMBAKKAM VILLAGE, FIELD  
 NO 139 & 142, SAIDAPET TALUK

**TYPE - D**

all dimensions given in brackets are in mm.

scale : 1:100	job no. : 1234/92
drg. no. : 10	date : 4.8.12
drawn by : J. Sridhar	checked by : A. Sankar

applicant :  
 S. Vijayarajulu

licensed surveyor :  
 B. S. MURTHY, B. ARCH., M. T. P.  
 LICENSED SURVEYOR  
 Class 1 No.  
 Smurthy

R. A. NO : 149

planning and design group  
**PADGRO**  
 consultants private limited,  
 architects and town planners,  
 25A, lady madhavan nair road,  
 mahalinga puram, madras -  
 600 034, phone : 8254026.

27/1/12  
 22/3/12